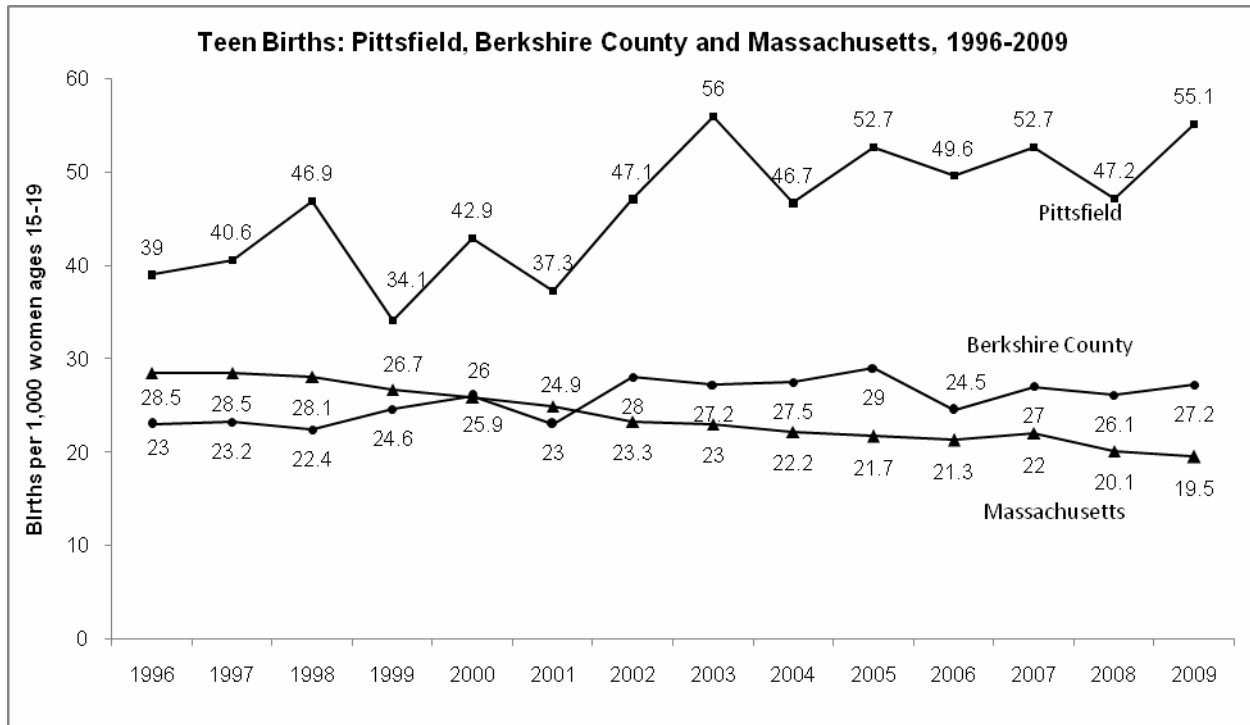




FACTS: Berkshire County



In 2009 (the year for which the most recent data is available), the birth rate for Berkshire County was 27.2 births per 1,000 teen women ages 15-19. The state rate in 2009 was 19.5.

From 1996 to 2009, the state teen birth rate declined 31% while **the Berkshire County rate increased 18%**. In Pittsfield, the teen birth rate **increased 41%** in the same time period.

Pittsfield and several other communities in Berkshire County have teen birth rates that are significantly above the Massachusetts rate. In 2009, Pittsfield's teen birth rate was 55.1 births per 1,000 teen women ages 15-19. 57% of teen births (70 births) in Berkshire County were to Pittsfield mothers. In 2009, **Pittsfield had the 8th highest teen birth rate in Massachusetts.**

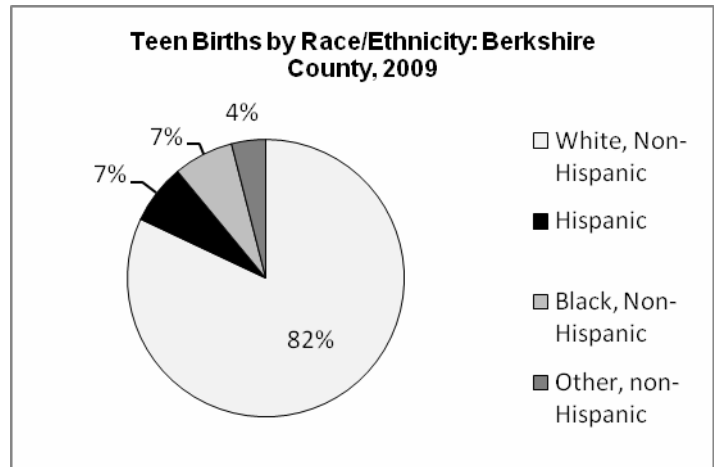
Towns in Berkshire County with births to mothers ages 15-19 in 2009 include

	Teen Birth Rate	# of Births to Teens
Adams	18.0 per 1,000	5
Becket	N/A	N/A
Cheshire	N/A	N/A
Clarksburg	N/A	N/A
Dalton	N/A	N/A
Florida	N/A	N/A
Great Barrington	N/A	N/A
Lanesborough	N/A	N/A
Lee	N/A	N/A
Monterey	N/A	N/A
North Adams	51.3 per 1,000	29
Pittsfield	55.1 per 1,000	70
Sheffield	N/A	N/A
Tyringham	N/A	N/A

North Adams saw a dramatic increase in teen births from 2008 to 2009. North Adams now has **the 11th highest teen birth rate** in Massachusetts, at 51.3 births per 1,000 teen women ages 15-19. This represents **an 81% increase** since 2008, and a **25% increase** between 1996 to 2009.

In 2009, 75% of the 122 teen births in Berkshire County were to mothers ages 18-19 and 25% were to teens ages 15-17. In Massachusetts, 71% of teen births were to older teens and 29% were to 15-17 year olds.

Of the 122 births to youth ages 15-19 in Berkshire County in 2008, 82% were to White Non-Hispanic mothers, 7% were to Hispanic mothers, 7% were to Black Non-Hispanic mothers, and 4% were to mothers of other races (Non-Hispanic).

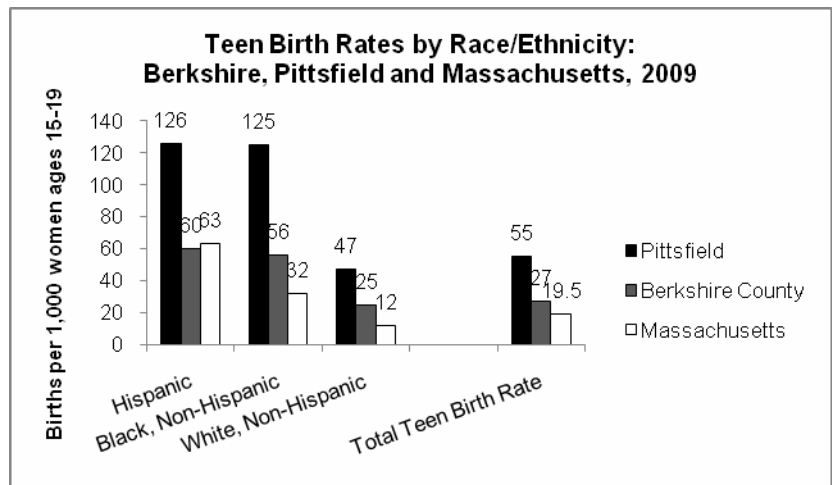


As is true for Massachusetts in general, birth rates were highest among Hispanic youth, followed by Black, non-Hispanic youth and White non-Hispanic youth.

Sexually Transmitted Diseases (STDs)

STD rates among Berkshire County youth are about even with those of youth across Massachusetts.

In 2010, the chlamydia rate among Berkshire County teens ages 15-19 (1,362 cases per 100,000) was on par with the state rate (1,311 per 100,000).



Data on incidence and prevalence of gonorrhea and syphilis among Berkshire County youth in 2010 was not available.

Notes:

Some data are not available. The Massachusetts Department of Public Health suppresses data under the following conditions:

1. The data are suppressed for confidentiality reasons.
2. The particular combination of data element, selector value and statistical calculation is not available.
3. The population on which a particular cell is based is too small to calculate reliable results.

Community teen birth rates use 2005 population estimates. Population changes since 2005 may impact the final community rates; if the population increased from 2005 to 2009, the rates listed in this fact sheet may be higher than the actual rate. If the population declined from 2005 to 2009, the rates in this fact sheet may be lower than the actual rate.

Sources:

Births (Vital Records). Massachusetts Community Health Information Profile (MassCHIP). Version 3.0r326. Massachusetts Dept. of Public Health. Data downloaded August 1, 2011.

O'Keefe, G., Cohen, B., & Nyberg, S. (2011, July). Massachusetts Births 2009. Boston: Massachusetts Department of Public Health.

Sexually Transmitted Disease Program. Massachusetts Community Health Information Profile (MassCHIP). Version 3.0r323. Massachusetts Department of Public Health. Data downloaded August 1, 2011.